

CT 160



DOUBLE
BATTERY
LIFE



SELF-
LEVELLING
SYSTEM



MODULAR
RANGE
BUILD UP



IPC

SCRUBBER DRIERS


		CT 160 BT 70	CT 160 BT 85	CT 160 BT 95	CT 160 BT 75 R	CT 160 BT 75 R SWEEP
Code		LPTB01331	LPTB01332	LPTB01333	LPTB01334	LPTB01335
PRODUCTIVITY						
Theoretical max	m ² /h	4550	5525	6175	4875	4875
Cleaning path	mm	700	850	950	750	750
Water tank running time	min	80	80	80	80	80
Water tanks capacity (solution/recovery)	l	145/170	145/170	145/170	145/170	145/170
Max running time	min	250	250	250	250	250
Battery capacity (C5)	V-Ah	36 (6x6-)240 GEL	36 (6x6-)240 GEL	36 (6x6-)240 GEL	36 (6x6-)240 GEL	36 (6x6-)240 GEL
Battery charger stand alone	V-A	36-40	36-40	36-40	36-40	36-40
CLEANING QUALITY						
Brush pressure	Kg	70	90	100	35	35
Vacuum power	W	650	650	650	670	670
Squeegee width	mm	830	1010	1100	1010	1010
Squeegee shape		"V" type electro deposition coating painted stainless steel	"V" type electro deposition coating painted stainless steel	"V" type electro deposition coating painted stainless steel	"V" type electro deposition coating painted stainless steel	"V" type electro deposition coating painted stainless steel
GREEN						
Eco program		EcoMode	EcoMode	EcoMode	EcoMode	EcoMode
Chemical dosing		OPT	OPT	OPT	OPT	OPT
Battery life		DBL double battery life	DBL double battery life	DBL double battery life	DBL double battery life	DBL double battery life
MANOEUVERABILITY						
Weight	Kg	273 (without batteries)	290 (without batteries)	292 (without batteries)	280 (without batteries)	300 (without batteries)
Dimensions LxWxH	mm	1720x850x1360	1720x1010x1360	1720x1100x1360	1750x885x1360	1810x1050x1360
DAILY MAINTENANCE						
Squeezable drain hose with flow control		discharge hose 50 mm	discharge hose 50 mm	discharge hose 50 mm	discharge hose 50 mm	discharge hose 50 mm
Max speed	Km/h	6	6	6	6	6
Yellow touch point		easy check	easy check	easy check	easy check	easy check
Common components for family line		YES	YES	YES	YES	YES
SERVICE						
Memory card		YES	YES	YES	YES	YES
PACKAGING						
Type		palletized carton	palletized carton	palletized carton	palletized carton	palletized carton
Dimensions LxWxH	mm	1860x1130x1490	1860x1130x1490	1860x1130x1490	1860x1130x1490	1860x1130x1490
Volume	m ³	3,13	3,13	3,13	3,13	3,13
Weight	Kg	357	374	376	364	364

ACCESSORIES AND CONSUMABLES


STANDARD EQUIPMENT		Code	Description	Models	
	SPPV08001	MEDIUM BRUSH PPL 0,5 mm BRISTLE	CT 160 BT 70	2x	
	SPPV00435	MEDIUM BRUSH PPL 0,5 mm BRISTLE	CT 160 BT 85	2x	
	SPPV08000	MEDIUM BRUSH PPL	CT 160 BT 95	2x	
	SPPV01286	SOFT CYLINDRICAL BRUSHES PPL 0,3 mm	CT 160 R - CT 160 R SWEEP	2x	
	SPPV75790	MEDIUM SIDE BRUSH PPL	CT 160 R SWEEP	2x	
CONSUMABLES		Code	Description	Models	
BRUSHES 	SPPV08003	SOFT MIX 5	CT 160 BT 70	2x	
	SPPV08002	ABRASIVE - TYNEX	CT 160 BT 70	2x	
	SPPV00436	SOFT MIX 5	CT 160 BT 85	2x	
	SPPV00437	ABRASIVE - TYNEX	CT 160 BT 85	2x	
	SPPV08011	SOFT MIX 5	CT 160 BT 95	2x	
	SPPV08010	ABRASIVE - TYNEX	CT 160 BT 95	2x	
CYLINDRICAL BRUSHES 	SPPV01200	SOFT MIX 5	CT 160 R - CT 160 R SWEEP	2x	
	SPPV00457	MEDIUM PPL	CT 160 R - CT 160 R SWEEP	2x	
	SPPV01201	ABRASIVE TYNEX	CT 160 R - CT 160 R SWEEP	2x	
SIDE BRUSH 	SPPV75794	ABRASIVE - MIXED PPL/STEEL	CT 160 R SWEEP	2x	
	SPPV01224	PAD HOLDER	CT 160 BT 70		
	SPPV01222	PAD HOLDER	CT 160 BT 85		
STANDARD PADS 	SPPV01409	WHITE WIDTH 350 / 700 mm	CT 160 BT 70		
	SPPV01418	BEIGE WIDTH 350 / 700 mm	CT 160 BT 70		
	SPPV01427	RED WIDTH 350 / 700 mm	CT 160 BT 70		
	SPPV01436	BLUE WIDTH 350 / 700 mm	CT 160 BT 70		
	SPPV01445	GREEN WIDTH 350 / 700 mm	CT 160 BT 70		
	SPPV01454	BROWN WIDTH 350 / 700 mm	CT 160 BT 70		
	SPPV01463	BLACK WIDTH 350 / 700 mm	CT 160 BT 70		
	SPPV01410	WHITE WIDTH 850 mm	CT 160 BT 85		
	SPPV01419	BEIGE WIDTH 850 mm	CT 160 BT 85		
	SPPV01428	RED WIDTH 850 mm	CT 160 BT 85		
	SPPV01437	BLUE WIDTH 850 mm	CT 160 BT 85		
	SPPV01446	GREEN WIDTH 850 mm	CT 160 BT 85		
	SPPV01455	BROWN WIDTH 850 mm	CT 160 BT 85		
	SPPV01464	BLACK WIDTH 850 mm	CT 160 BT 85		
	SPPV01412	WHITE WIDTH 450 / 950 mm	CT 160 BT 95		
	SPPV01421	BEIGE WIDTH 450 / 950 mm	CT 160 BT 95		
	SPPV01430	RED WIDTH 450 / 950 mm	CT 160 BT 95		
	SPPV01439	BLUE WIDTH 450 / 950 mm	CT 160 BT 95		
	SPPV01448	GREEN WIDTH 450 / 950 mm	CT 160 BT 95		
	SPPV01457	BROWN WIDTH 450 / 950 mm	CT 160 BT 95		
	SPPV01466	BLACK WIDTH 450 / 950 mm	CT 160 BT 95		

ACCESSORIES AND CONSUMABLES


CONSUMABLES

	Code	Description	Models
	SPPV01559	WHITE WIDTH 350 / 700 mm	CT 160 BT 70
	SPPV01567	BEIGE WIDTH 350 / 700 mm	CT 160 BT 70
	SPPV01575	RED WIDTH 350 / 700 mm	CT 160 BT 70
	SPPV01583	BLUE WIDTH 350 / 700 mm	CT 160 BT 70
	SPPV01591	GREEN WIDTH 350 / 700 mm	CT 160 BT 70
	SPPV01599	BROWN WIDTH 350 / 700 mm	CT 160 BT 70
	SPPV01607	BLACK WIDTH 350 / 700 mm	CT 160 BT 70
	SPPV01560	WHITE WIDTH 850 mm	CT 160 BT 85
	SPPV01568	BEIGE WIDTH 850 mm	CT 160 BT 85
	SPPV01576	RED WIDTH 850 mm	CT 160 BT 85
	SPPV01584	BLUE WIDTH 850 mm	CT 160 BT 85
	SPPV01592	GREEN WIDTH 850 mm	CT 160 BT 85
	SPPV01600	BROWN WIDTH 850 mm	CT 160 BT 85
	SPPV01608	BLACK WIDTH 850 mm	CT 160 BT 85
	SPPV01561	WHITE WIDTH 450 / 950 mm	CT 160 BT 95
	SPPV01569	BEIGE WIDTH 450 / 950 mm	CT 160 BT 95
	SPPV01577	RED WIDTH 450 / 950 mm	CT 160 BT 95
	SPPV01585	BLUE WIDTH 450 / 950 mm	CT 160 BT 95
	SPPV01593	GREEN WIDTH 450 / 950 mm	CT 160 BT 95
	SPPV01601	BROWN WIDTH 450 / 950 mm	CT 160 BT 95
SPPV01609	BLACK WIDTH 450 / 950 mm	CT 160 BT 95	

SQUEEGEES BLADES

	MPVR02848	LATEX FRONT BLADE 880 mm	CT 160 BT 70
	MPVR06233	LATEX REAR BLADE 926 mm	CT 160 BT 70
	PMVR01147	SQUEEGEE ASSEMBLY (LATEX BLADES INCLUDED)	CT 160 BT 70
	MPVR02830	LATEX FRONT BLADE 1020 mm	CT 160 BT 85 - CT 160 R
	MPVR05883	LATEX REAR BLADE 1043 mm	CT 160 BT 85 - CT 160 R
	PMVR01133	SQUEEGEE ASSEMBLY (LATEX BLADES INCLUDED)	CT 160 BT 85 - CT 160 R
	MPVR02850	LATEX FRONT BLADE 1168 mm	CT 160 BT 95
	MPVR05884	LATEX REAR BLADE 1218 mm	CT 160 BT 95
	PMVR01148	SQUEEGEE ASSEMBLY (LATEX BLADES INCLUDED)	CT 160 BT 95

OPTIONAL ACCESSORIES

	Code	Description	Models
	MPVR06549	LINATEX FRONT BLADE	CT 160 BT 70
	MPVR06550	LINATEX REAR BLADE	CT 160 BT 70
	MPVR06551	LINATEX FRONT BLADE	CT 160 BT 85 - CT 160 R
	MPVR06552	LINATEX REAR BLADE	CT 160 BT 85 - CT 160 R
	MPVR06553	LINATEX FRONT BLADE	CT 160 BT 95
	MPVR06554	LINATEX REAR BLADE	CT 160 BT 95

ACCESSORIES

OPTIONAL ACCESSORIES

IPC BATTERIES



Code	Description	Models
BAAC00106	244x192x275 - 6V - 180Ah (C5) - 240Ah (C20) GEL	6X
BAAC00108	305x180x365 6V - 250Ah (C5) - 335Ah (C20) GEL	6X
BAAC00107	60x180x295 - 6V - 222Ah (C5) - 255Ah (C20) DRY CELL TECHNOLOGY - AGM	6X

IPC BATTERY CHARGER



BACA00134	BLS020 230V STAND ALONE HIGH FREQUENCY	BAAC00106 BAAC00108 BAAC00107 BAAC00074 BAAC00062 BAAC00086
BACA00138	BLS030 230V STAND ALONE HIGH FREQUENCY	BAAC00108 BAAC00086 BAAC00077

OTHER BATTERIES








BAAC00074	240x190x275 - 6V - 185Ah (C5) - 245Ah (C20) ACID FLOODED TUBULAR PLATE	6X
BAAC00062	243x197x275 - 6V - 220Ah (C5) - 290Ah (C20) ACID FLOODED TUBULAR PLATE	6X
BAAC00086	246x198x430 - 6V - 280Ah (C5) - 370Ah (C20) ACID FLOODED TUBULAR PLATE	6X
BAAC00077	243x197x275 - 6V - 320Ah (C5) - 425Ah (C20) ACID FLOODED TUBULAR PLATE	6X
BAAC000113	243x197x275 - 36V - 320Ah (C5) ACID FLOODED TUBULAR PLATE - TOPPING UP KIT INCLUDED	1X
BAAC00088	245x198x430 - 6V - 320Ah (C5) - 425Ah (C20) DRY CHARGE TUBULAR PLATE	6X
BAAC00026	246x192x275 - 6V - 180Ah (C5) - 240Ah (C20) EXIDE - GEL	6X
BAAC00017	311x183x358 - 6V - 240Ah (C5) - 320Ah (C20) EXIDE - GEL	6X
BAAC00118	620x509x440 - 36V - 280Ah (C5) EXIDE - GEL	1X
BAAC00124	261x171x210 - 12V - 63Ah (C5) - 84Ah (C20) EXIDE GEL	4X

OTHER BATTERY CHARGER



BACA00066	24V - 30A - 230V	BAAC00074 BAAC00062
BACA00127	36V - 35A - 230V	BAAC00062 BAAC00086
BACA00080	36V - 40A - 230V	BAAC00077 BAAC00113 BAAC00088

ACCESSORIES

OPTIONAL ACCESSORIES	Code	Description	Models
	KTRI02105	CHEM DOSE KIT	
	KTRI01597	FRONT BUMPER KIT	CT 160 BT85
	KTRI02078	FRONT BUMPER KIT	CT 160 BT95
	KTRI02077	REAR BUMP KIT	160 BT85 - CT 160 BT95
	KTRI01805	REAR WASTE BIN	
	KTRI02257	EXTERNAL SUCTION KIT	

Warranty

Refer to your local representative for warranty information.

For a demonstration or additional information,
call +39 0421 205511 or email info@ipcleaning.com

IP Cleaning S.p.A.

Viale Treviso 63
30026 Summaga di Portogruaro - (VE) / ITALY
Tel. +39 0421 205511 - Fax +39 0421 204227
info@ipcleaning.com - www.ipcleaning.com
Rights to technical modifications reserved without prior notes.